

# PS-F Series (ETFE)

## Magnetic Drive Pumps For Hazardous Chemical Transfer

- ETFE wetted-end material for hazardous chemical transfer.
- 8 models with flow rates up to 120 lit/min.
- Available in hose, threaded or flange connections.



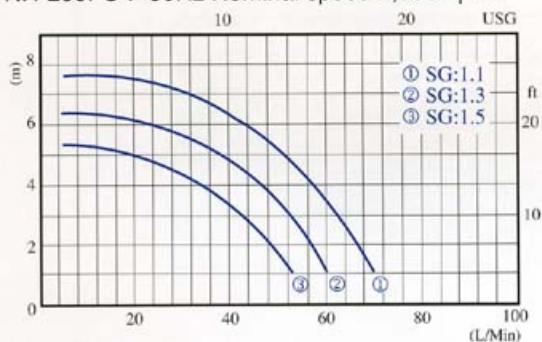
### Specification table

Nominal speed 2,700/3,200 r.p.m

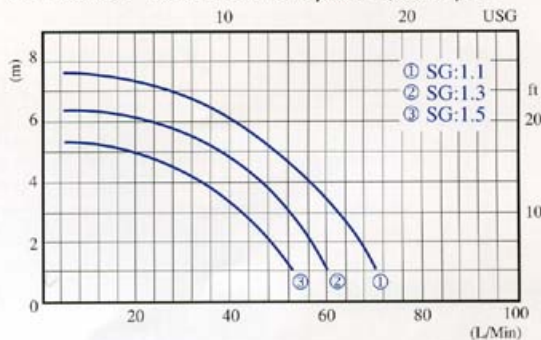
Model	Connection method				Performance, M-L/min, 50-60Hz		Motor
	Hose (mm)	Thread (")	Union (A)	Flange (A)	Max total head-	Specified head-	Output x Input (W)
	In x Outlet	In x Outlet	In x Outlet	In x Outlet	max discharge	specified discharge	
125PS-F	25 x 25	NPT1x1, G1x1	20	25 x 25	3.3-75/4.7-85	2.0-47/2.0-65	65 - 90/130
150PS-F	25 x 25	NPT1x1, G1x1	20	25 x 25	5.6-60/8.2-70	4-30/4-45	90 - 130/170
200PS-Z-F	25 x 25	NPT1x1, G1x1	20	25 x 25	12.5-35/16-37	9-20/8-30	150 - 290
200PS-F	25 x 25	NPT1x1, G1x1	20	25 x 25	10-90/12-110	6.5-50/7.5-70	150 - 290
200PS-F-3	25 x 25	NPT1x1, G1x1	20	25 x 25	10-90/12-110	6.5-50/7.5-70	150 - 290
250PS-F	25 x 25	NPT1x1, G1x1	20	25 x 25	12.5-120/14-120	9-65/9-80	250 - 390
250PS-F-3	25 x 25	NPT1x1, G1x1	20	25 x 25	12.5-120/14-120	9-65/9-80	250 - 390
250PS-F-3E	25 x 25	NPT1x1, G1x1	20	25 x 25	12.5-120/14-120	9-65/9-80	JEM - 0.2kW

### Pump performance curve

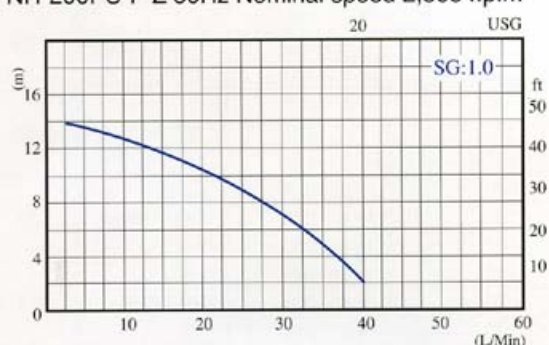
NH-200PS-F 50Hz Nominal speed 2,500 r.p.m



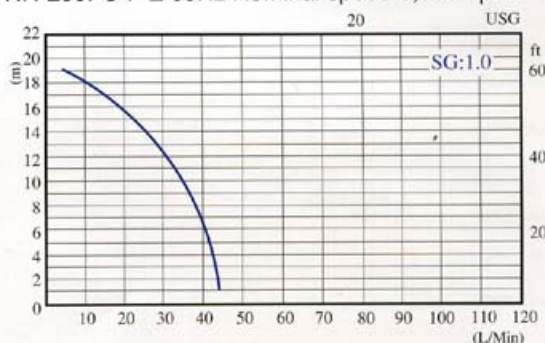
NH-200PS-F 60Hz Nominal speed 3,300 r.p.m



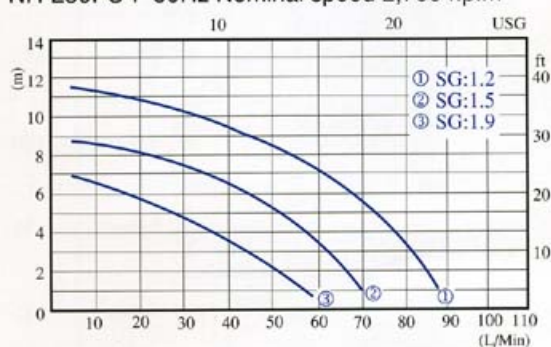
NH-200PS-F-Z 50Hz Nominal speed 2,500 r.p.m



NH-200PS-F-Z 60Hz Nominal speed 3,300 r.p.m



NH-250PS-F 50Hz Nominal speed 2,700 r.p.m



NH-250PS-F 60Hz Nominal speed 3,350 r.p.m

